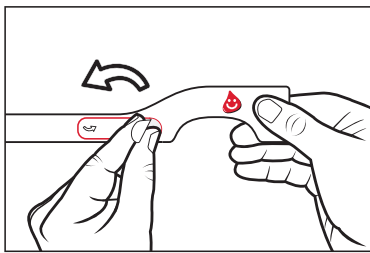


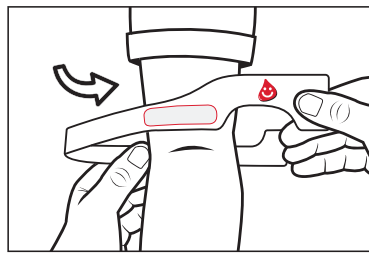


Disposable Tourniquet

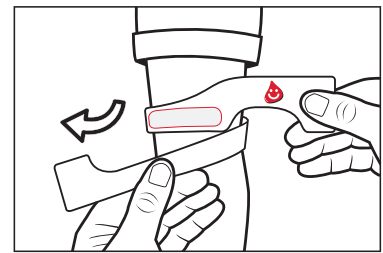
## Instructions for use



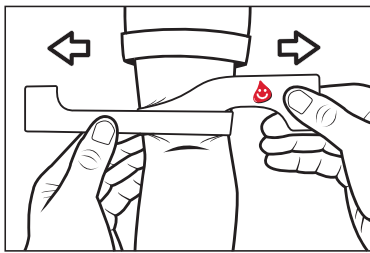
1. Remove the foil marked in red from the adhesive surface.



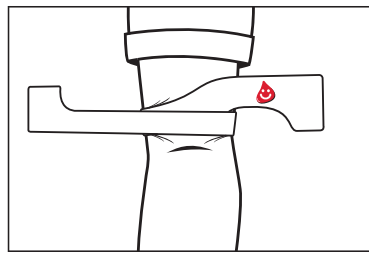
2. Move your left hand behind the patients arm...



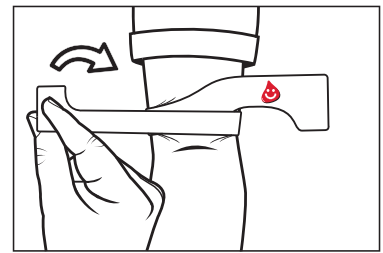
3. ... bring it round and under your right hand.



4. Tighten with both hands and position the uppermost part of the ApoTie over the adhesive surface.



5. ApoTie is now in place.



6. Remove ApoTie with a single pull.

### For more information:

ApodanNordic A/S  
Lergravsvej 63  
2300 Copenhagen S  
Denmark

Tel: +45 32 97 15 25  
Fax: +45 32 97 21 01  
www.apodan.dk  
Mail: info@apodan.dk

